



Government of **Western Australia**  
Department of **Mines, Industry Regulation  
and Safety**

# Working with styles in the MS template



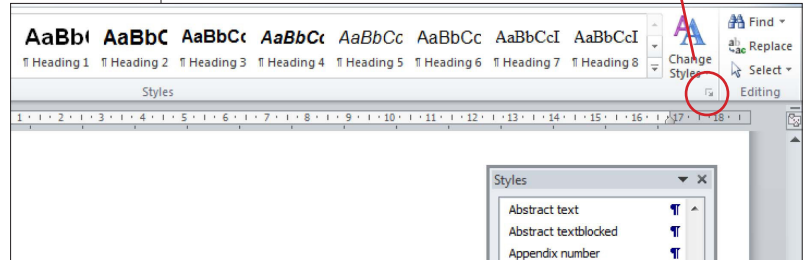
**Geological Survey of  
Western Australia**

# TITLE PAGE



Government of **Western Australia**  
Department of **Mines, Industry Regulation  
and Safety**

1. Open the Word template and then the Styles panel

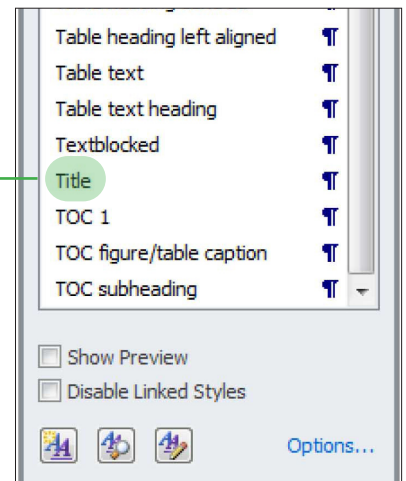


Record 2021/xx

*E&P will allocate this number*

*Double click on 'TITLE' and type the title of your manuscript  
NB: Text in red denotes Style*

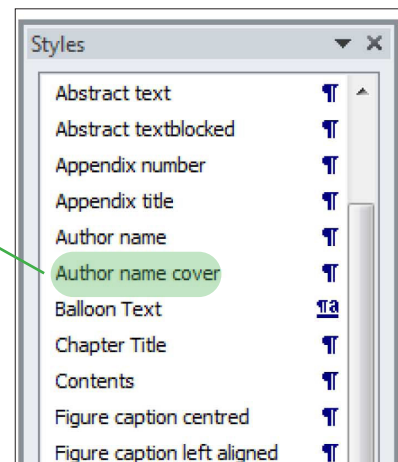
**TITLE**



by  
**Name**

*Double click on 'Name' and type your initials followed by your surname. The style used is 'Author name cover'*

Perth 2021



**Geological Survey of  
Western Australia**

# REVERSE TITLE/IMPRINT PAGE

**MINISTER FOR MINES AND PETROLEUM**  
Hon Bill Johnston MLA

**DIRECTOR GENERAL, DEPARTMENT OF MINES, INDUSTRY REGULATION AND SAFETY**  
David Smith

**EXECUTIVE DIRECTOR, GEOLOGICAL SURVEY AND RESOURCE STRATEGY**  
Jeff Haworth

*No styles are used on this page  
but you are required to enter the  
author name/s and the title of your  
manuscript in the 'recommended  
reference'*

## REFERENCE

**The recommended reference for this publication is:**

Author, AN 2021, Title of Record: Geological Survey of Western Australia, Record 2021/?,??p.

ISBN <info from E&P> \_\_\_\_\_

*E&P will allocate record number, confirm  
number of pages, and enter the ISBN*

Grid references in this publication refer to the Geocentric Datum of Australia 1994 (GDA94). Locations mentioned in the text are referenced using Map Grid Australia (MGA) coordinates, Zone **50**. All locations are quoted to at least the nearest 100 m.

*Check the Zones your  
manuscript covers*

## Published 2021 by the Geological Survey of Western Australia

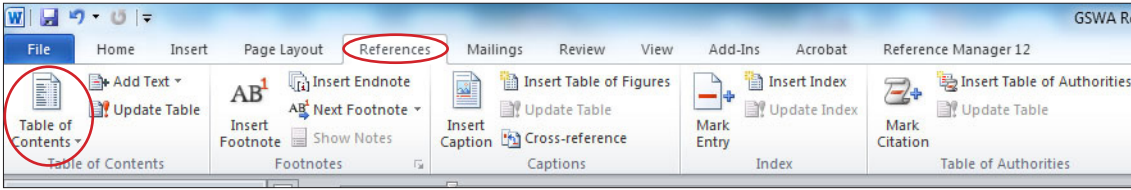
This Record is published in digital format (PDF) and is available online at  
<[www.dmirs.wa.gov.au/GSWApublications](http://www.dmirs.wa.gov.au/GSWApublications)>.

## Further details of geoscience products are available from:

Information Centre  
Department of Mines, Industry Regulation and Safety  
100 Plain Street  
EAST PERTH WESTERN AUSTRALIA 6004  
Telephone: +61 8 9222 3459 Email: [publications@dmirs.wa.gov.au](mailto:publications@dmirs.wa.gov.au)  
[www.dmirs.wa.gov.au/GSWApublications](http://www.dmirs.wa.gov.au/GSWApublications)

# CONTENTS PAGE

When you use Styles in your manuscript, i.e. headings, table and figure captions, you can easily create a Table of Contents (TOC). Go to the References tab then select the Table of Contents button and select Automatic table 1. It is best to create your TOC once you have completed your manuscript so you don't have to update it.



TOC 1

**Contents**

Chapter Title	1
Contents	1
Figure caption centred	1
Figure caption left aligned	1

TOC1

**TOC subheading – appendices**

Title	1
TOC 1	1
TOC figure/table caption	1
TOC subheading	1

TOC 1

**TOC figure/table caption – Figures**

Title	1
TOC 1	1
TOC figure/table caption	1
TOC subheading	1

TOC1

**TOC figure/table caption – Tables**

Title	1
TOC 1	1
TOC figure/table caption	1
TOC subheading	1

# MAIN TEXT

## Chapter title

by

Author name

## Heading 1 – Abstract

Abstract text

KEYWORDS: \*

## Heading 1 – Introduction

Textblocked

## Heading 2

Textblocked

## Heading 3

Textblocked

## Heading 4

Textblocked

Styles

- Abstract text
- Abstract textblocked
- Appendix number
- Appendix title
- Author name
- Author name cover
- Balloon Text
- Chapter Title
- Contents
- Figure caption centred
- Figure caption left aligned
- Footer
- Footnote Text1
- Header
- Heading 1
- Heading 2
- Heading 3
- Heading 4
- Heading 5
- Heading 6
- Heading 7
- Heading 8
- Hyperlink
- Normal
- Normal Indent
- References
- Table footnote
- Table heading centred
- Table heading left aligned
- Table text
- Table text heading
- Textblocked
- Title
- TOC 1
- TOC figure/table caption
- TOC subheading

Show Preview  
 Disable Linked Styles

Options...

\* **KEYWORDS** (relevant preferred terms) must be selected from the Geoscience, Mineral and Petroleum Thesaurus (GeMPeT) only. Go to <[www.dmirs.wa.gov.au/gempet](http://www.dmirs.wa.gov.au/gempet)>.

## Table heading left aligned

Table text heading	Table text heading	Table text heading
Table text	Table text	Table text
Table text	Table text	Table text

Table heading left aligned	Table heading left aligned	Table heading left aligned
Table text	Table text	Table text
Table text heading	Table text heading	Table text heading

## References

Spaggiari, CV, Kirkland, CL, Pawley, MJ, Smithies, RH, Wingate, MTD, Doyle, MG, Blenkinsop, TG, Clark, C, Oorschot, CW, Fox, LJ and Savage, J 2011, The geology of the east Albany–Fraser Orogen — a field guide: Geological Survey of Western Australia, Record 2011/23, 97p.

For information on how to use Citavi go to the [Intranet Citavi page](#)

Heading 1	
Heading 2	
Heading 3	
Heading 4	
Heading 5	
Heading 6	
Heading 7	
Heading 8	
Hyperlink	a
Normal	
Normal Indent	
References	

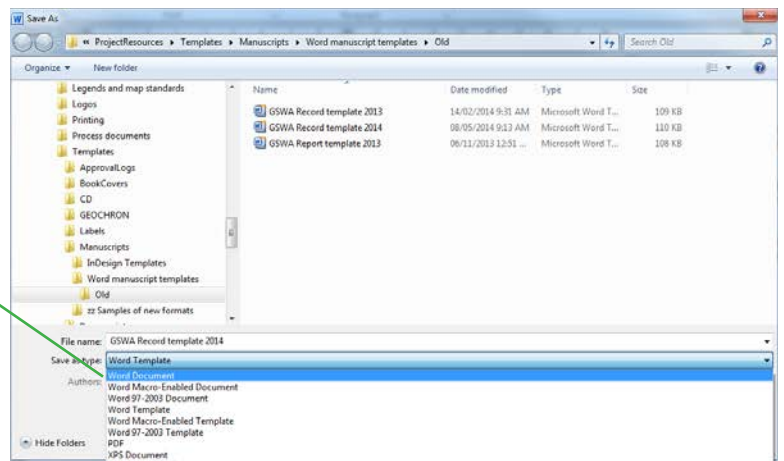
Figure captions should be listed at the end of your manuscript.

**Figure 1. Terranes of Yilgarn Craton**

Figure caption centred	
Figure caption left aligned	
Footer	

Delete any styles in your Word document that you don't use.

Save your manuscript as a Word document



If you have any queries regarding using the Word template or Styles panel, please contact Bec Hitchings (desktop publisher, E&P) on x23164.