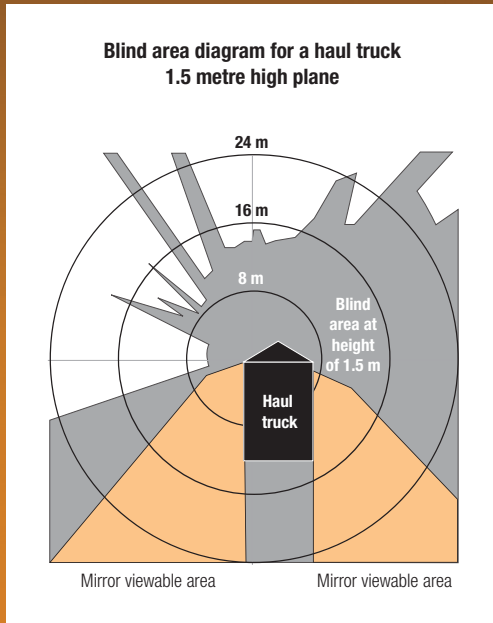
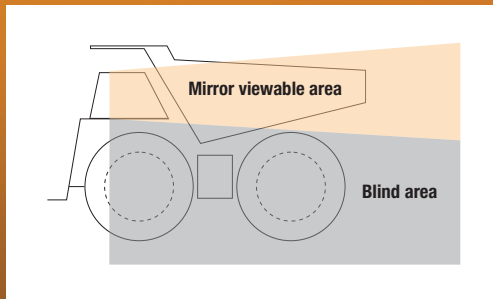


EXAMPLE OF BLIND AREA AND MIRROR VIEWABLE AREA FOR A HAUL TRUCK



[Source: NIOSH Contract 200-2005-M-12695]



The advice provided in this pamphlet is basic safety and health information. Ensure you are familiar with your site procedures and, if uncertain, discuss this information with your supervisor and safety and health representative.

For further information, please contact an inspector at any of our regional offices listed below.

North

303 Sevenoaks Street CANNINGTON WA 6107
Postal address: 100 Plain Street EAST PERTH WA 6004
Telephone: +61 8 9358 8079
Email: north.inspectorate@dmp.wa.gov.au

East

Cnr Broadwood and Hunter Streets KALGOORLIE WA 6433
Postal address: Locked Bag 405 KALGOORLIE WA 6433
Telephone: +61 8 9021 9411
Email: east.inspectorate@dmp.wa.gov.au

West

303 Sevenoaks Street CANNINGTON WA 6107
Postal address: 100 Plain Street EAST PERTH WA 6004
Telephone: +61 8 9358 8079
Email: west.inspectorate@dmp.wa.gov.au

OR

66 Wittenoom Street COLLIE WA 6225
Postal address: PO Box 500 COLLIE WA 6225
Telephone: +61 8 9734 1222
Email: west.inspectorate@dmp.wa.gov.au

www.dmp.wa.gov.au/ResourcesSafety

Revised and reissued June 2011

This publication is available on request in other formats for people with special needs.

NRS: 13 36 77

For publication orders

Telephone: +61 8 9358 8154
Email: RSDComms@dmp.wa.gov.au

Working near large mobile equipment



THE HAZARDS

The size, inertia, weight and power of mobile machinery used in surface mining present significant hazards to people and equipment in their area of operation.

A major reason for these hazards is the operator's restricted view of the surroundings and

the extensive range of vision shadows or blind spots in which people and objects can be hidden from sight. All mobile equipment has blind spots. People most commonly at risk are supervisors, spotters, and service and grade control personnel.

WHAT CAN HAPPEN

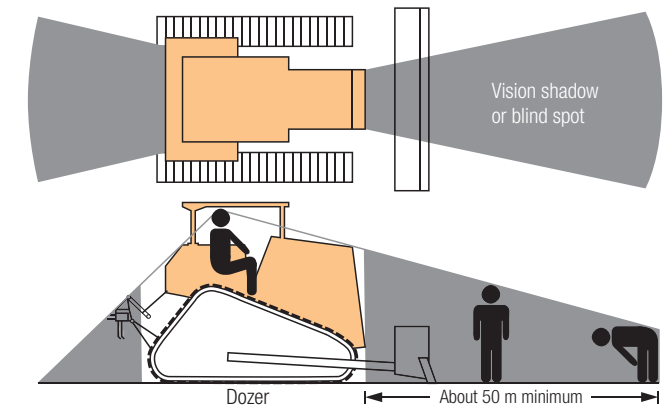
- Light service vehicles and their occupants parked near large items of mobile equipment can be seriously damaged or crushed when the larger machine is moved
- The operator of a large machine may be unaware that service personnel are working near the unit, and move it
- Light vehicles overtaking heavy equipment are at risk of being run over if the larger machine turns
- People are at risk of being run over if they are in the operator's blind spot

SAFE WORK PRACTICES

- Develop a traffic management plan. Minimise or eliminate:
 - the need for reversing of large mobile equipment
 - light and heavy vehicles interaction by reducing the number of pit permits or providing segregated transport routes
- Follow the site's established safe work procedure regarding exclusion zone requirements for pedestrians and vehicles when equipment is operating
- Only park in approved locations
- The operators of large mobile equipment should ensure that wheel stops, spoon drains or tyre humps are provided where there is potential for uncontrolled vehicle movement when parked
- Avoid parking light vehicles close to large items of mobile plant if possible, and never leave them in the blind spot of a large machine. Beacon lights must be left on
- People who have reason to be near large mobile equipment must:
 - Contact the operator and obtain permission before approaching any earthmoving equipment
 - take every precaution to ensure the operators can see them at all times (especially at night)
 - remain alert to the danger of placing themselves in the path of a machine while the operator's attention is focused elsewhere
 - be aware of the danger of entering the blind spots of this equipment, and have a thorough appreciation of the location and size of these spots
- Avoid overtaking haul trucks. Contact drivers by radio and obtain their permission if you are required to drive or work in their vicinity

- Drive defensively and always give way to large mobile equipment
- Sound horn and wait ten seconds before moving
- Maintain 50 m clearance from operating plant bench faces and bench edges
- When service work is being carried out on large mobile equipment, implement a procedure to ensure that the machine cannot be moved (such as isolating

- the battery and tagging out with personal danger tags)
- Be alert for horn signals when large machinery is about to move
- Various collision avoidance devices are available and may assist in reducing vehicle interactions
- Proximity detection and warning systems and reversing cameras reduce the risk associated with limited visibility.



Working near large mobile equipment