



Approvals Performance Report

The Department continued to deliver further approvals reform during 1Q 2011 despite increased industry exploration activity during the quarter.

During 1Q 2011, the Department received 604 programmes of work applications, finalised 96% within 30 business days compared to 540 in the previous quarter.

Meeting agreed timeline targets show some variability and the reasons for this are being addressed. 92% of mineral exploration licence applications were finalised within 65 business days and 96% of programmes of work were finalised in 30 business days. 75% of petroleum wells were finalised within 40 business days while Petroleum survey approval performance was lower than expected for the quarter (57% finalised within 40 business days).

This report includes mine safety project management plans. Other workload measures such as referrals and requests for advice from other agencies will be progressively introduced during the year.

ELECTRONIC LODGEMENT

The Department can provide some early data on its expanded electronic lodgement capability. During the quarter it introduced the capacity for lodgement of *Mining Act 1978* applications online. On the 21 March 2011 DMP introduced electronic lodgement for:

- Form 5 – Operations Report - Expenditure on Mining Tenement
- Form 16 – Objections under the *Mining Act 1978*
- Form 18 – Exemption from Expenditure
- Form 21 – Tenement Applications

Figure 1 provides information regarding the number of applications submitted online compared to paper applications for Form 5 applications. In the 4 week period from 21 March 2011, 252 Operations Reports (Form 5) were submitted electronically to the Department. Approximately a quarter of all Form 5 submissions were online. It is interesting to note that 22% of all electronic lodgements were outside of core business times.

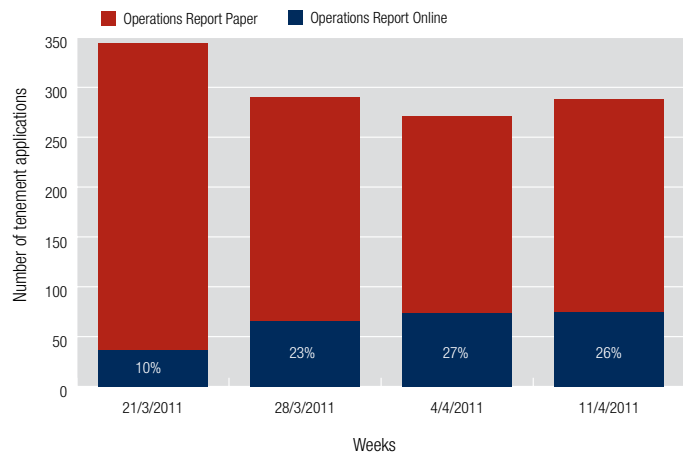


Figure 1 | **Operations Report (Form 5)**

The uptake by industry for online tenement applications (Form 21) showed similar participations levels in the first 4 weeks.

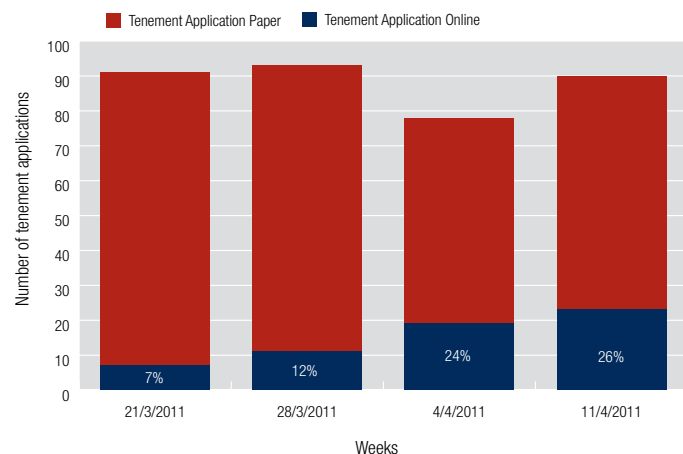


Figure 2 | **Tenements Applications (Form 21)**

The figures below provide information about Programmes of Work and Mining Proposals applications for the last 6 months. Since online lodgement for Programmes of Work became available (August 2010) more than 50% of Programmes of Work are now submitted electronically. The proportion of online lodgement of Mining Proposals has been more variable.

MINERAL TENEMENT ADVERTISING ONLINE

The Department also introduced mineral tenement advertising online for the first time during the quarter. This information can be automatically streamed to computers and hand held devices such as phones.

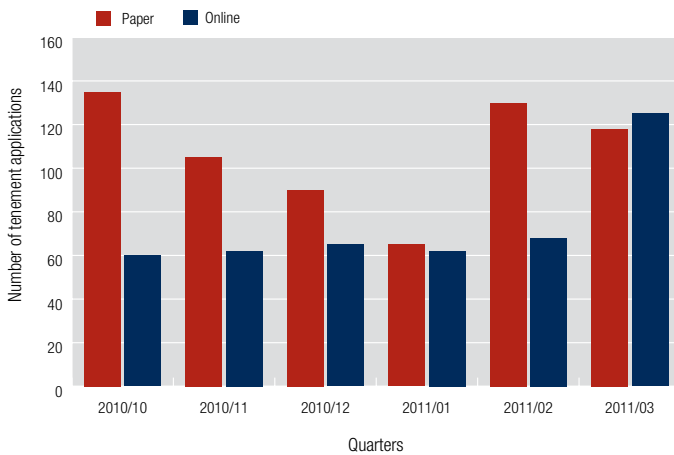


Figure 3 | **POW's - Online/Paper Lodgements**

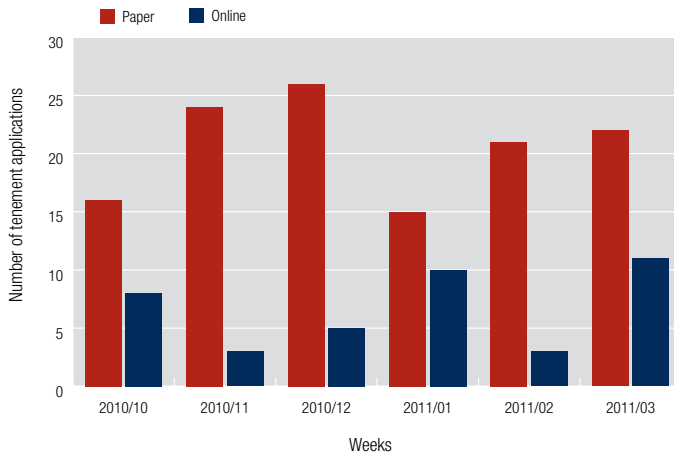


Figure 4 | **Mining Proposals - Online/Paper Lodgements**

APPROVALS DATA TABLE – FIRST QUARTER 2011

The below table provides information regarding the number of mining and petroleum applications received by the Department of Mines and Petroleum (DMP) during the specified period. DMP timeline target, approval performance measures and number of applications carried over to the next quarter are provided for key approval processes. The timeline target applies to processes completed by DMP and does not include, for example, the time taken for assessment by other government agencies or where the assessment process is put on hold while additional information is being sought from applicants. As part of the WA approval reform process Government is developing systems to provide a whole of project approval timeline for key approval processes.

Minerals Sector									
	Timeline target (business days)	No. carried over from previous quarter	No. applications received in Q1 2011	Total no. finalised in Q1 2011	No. approved within target timeline	No. refused lapsed, rejected or withdrawn within timeline	Total no. finalised within timeline target	% finalised within timeline target	No. carried over to next quarter
Tenure Applications									
Data used to assess performance against the timeline target only applies to applications received since 1 January 2009 (when the tracking of applications commenced). The total number of applications in the system have been separated into two categories – those received since 1/1/2009 and those received prior.									
Prospecting Licence	65	1552	316	369	241	79	320	87%	1499
- pre 1/1/09		446		47					399
Exploration Licence	65	3294	650	616	352	218	570	92%	3328
- pre 1/1/09		1066		113					953
Mining Lease	65	171	27	16	11	5	16	100%	182
- pre 1/1/09		1100		58					1042
Others (i.e. Miscellaneous Licence, General Purpose Lease, Retention Licence)	65	289	74	38	19	12	31	82%	325
- pre 1/1/09		272		11					261
Environmental Approvals									
Programme of Work (exploration)	30	190	604	440	376	45	421	96%	354
Mining Proposal	30	114	82	67	50	7	57	85%	129
Note: DMP assesses native vegetation clearing permit applications from the resources sector via a delegation from Department of Environment and Conservation (DEC). DEC target timelines include 100% of applications within 90 calendar days and 80% within 60 calendar days.									
Mine Safety Approvals									
Project Management Plan	30	1	4	1	1	0	1	100%	4
Petroleum and Geothermal Sector									
	Timeline target (business days)	No. carried over from previous quarter	No. applications received in Q1 2011	Total no. finalised in Q1 2011	No. approved within target timeline	No. refused lapsed, rejected or withdrawn within timeline	Total no. finalised within timeline target	% finalised within timeline target	No. carried over to next quarter
Tenure Applications									
Includes grant or renewal of Exploration Permits, Production Licences and Retention Leases; grant, renewal or variation of Pipeline Licences; "Surveys" also incorporate Special Prospecting/Access Authorities and Scientific Investigations.									
Exploration Permit	120	34	18	26	11	0	11	64%	26
Production Licence Retention Lease	90	15	0	0	0	0	0	0%	15
Pipeline Licence	90	20	2	3	3	0	3	100%	19
Well	40	17	17	11	8	1	9	75%	23
Survey	40	43	13	7	3	1	4	57%	49
Environmental Approvals									
Incorporates environmental plans and oil spill contingency plans in both Commonwealth and State jurisdictions.									
Environmental Plans	30	32	81	75	31	41	72	96%	38

Footnote: The Department receives referrals and requests from other agencies for advice. For example, the Department received 169 referrals from the Western Australian Planning Commission for comment on land development proposals that may affect access to resources during the 1Q 2011. The Department will progressively introduce his information into the quarterly performance report during 2011.