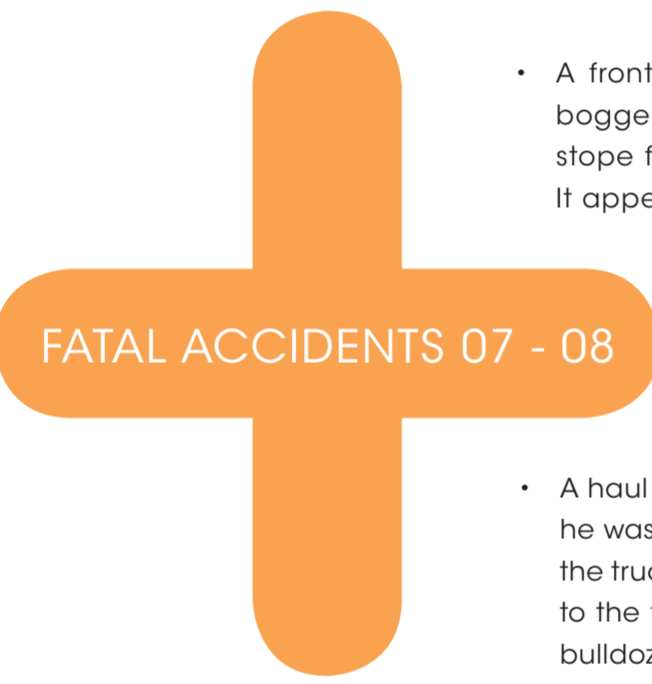
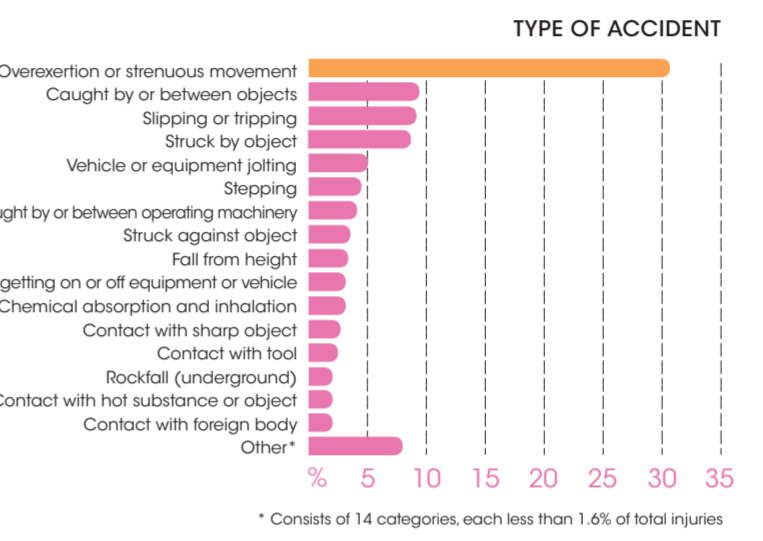
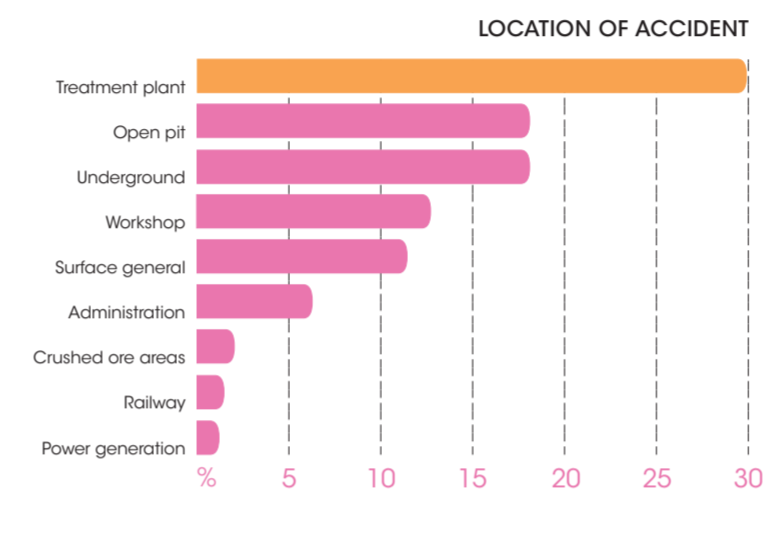
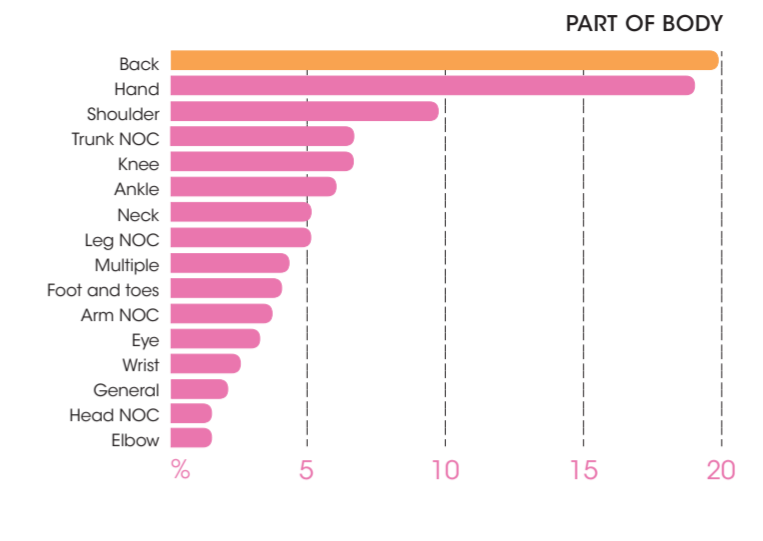
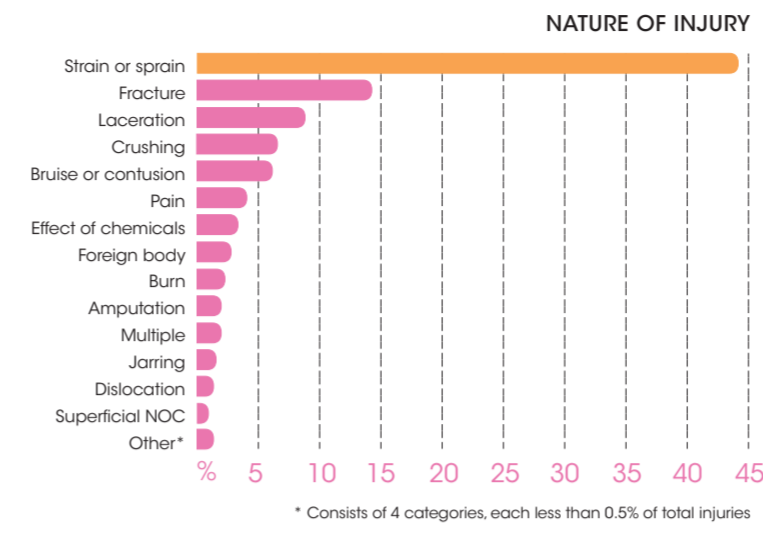


INJURIES BY MINERAL MINED DURING 2007-08

Mineral mined	No. of employees	No. of LTIs	No. of serious LTIs	No. of minor LTIs	Incidence rate	Frequency rate	Duration rate	Injury index	Days lost	No. of fatalities
Iron ore	18,926	69	50	19	3.6	1.8	16.9	30	1,163	0
Gold	14,043	95	75	20	6.8	3.2	26.7	85	2,532	1
Nickel	13,030	59	52	7	4.5	2.3	18.4	42	1,083	1
Bauxite and alumina	8,268	60	48	12	7.3	3.8	17.3	66	1,037	0
Mineral sands	2,696	18	15	3	6.7	3.8	30.4	116	547	0
Base metals	2,383	41	35	6	17.2	8.2	23.9	195	981	0
Diamonds	2,091	16	13	3	7.7	3.1	13.6	42	217	0
Salt	843	8	4	4	9.5	5.8	14.4	83	115	0
Construction materials	575	10	8	2	17.4	8.2	23.7	194	237	0
Tin-tantalum-lithium	464	4	1	3	8.6	3.6	11.5	41	46	0
Other	2,004	42	23	19	21.0	11.5	15.4	178	648	0
Surface metalliferous	57,884	344	262	82	5.9	3.0	21.2	63	7,277	1
Underground metalliferous	7,439	78	62	16	10.5	4.5	17.0	77	1,329	1
Total metalliferous	65,323	422	324	98	6.5	3.2	20.4	65	8,606	2
Coal	860	13	7	6	15.1	10.2	12.5	128	162	0
Total - all mining	66,183	435	331	104	6.6	3.2	20.2	65	8,768	2



- A front-end loader (bogger) operator died in an underground nickel mine when the bogger he was operating went over the edge of a stope and landed on its roof on the stope floor some 15 metres below. He was backfilling the stope with cemented rock fill. It appears that there was no bund wall across the drive at the edge of the stope.

There were two fatal accidents in the Western Australian mineral industry during 2007-08

- A haul truck driver suffered fatal injuries at a surface gold mine when the loaded haul truck he was driving struck the rear side of a stationary bulldozer after the tyres on the left side of the truck 'dug in' as he was turning on a waste dump. He had been driving on a down-grade to the tipping site and was turning the truck before reversing to the dumping position. The bulldozer was at the tipping site to push material and keep the tip-head in good condition.

DEFINITIONS +

LOST TIME INJURY (LTI)
Work injury that results in an absence from work for at least one full day or shift any time after the day or shift on which the injury occurred

SERIOUS INJURY
Lost time injury that results in the injured person being disabled for a period of two weeks or more

MINOR INJURY
Lost time injury that results in the injured person being disabled for a period of less than two weeks

DISABLING INJURY (DI)
Work injury (not LTI) that results in injured person being unable to fully perform his or her ordinary occupation (regular job) any time after the day or shift on which the injury occurred, regardless of whether or not the person is rostered to work, and where alternative or light duties are performed or hours are restricted

INCIDENCE RATE
Number of lost time injuries per 1000 employees for a 12 month period

FATAL INJURY INCIDENCE RATE
Number of fatal injuries per 1000 employees for a 12 month period

LOST TIME INJURY FREQUENCY RATE (LTIFR)
Number of lost time injuries per million hours worked

SERIOUS INJURY FREQUENCY RATE
Number of serious injuries per million hours worked

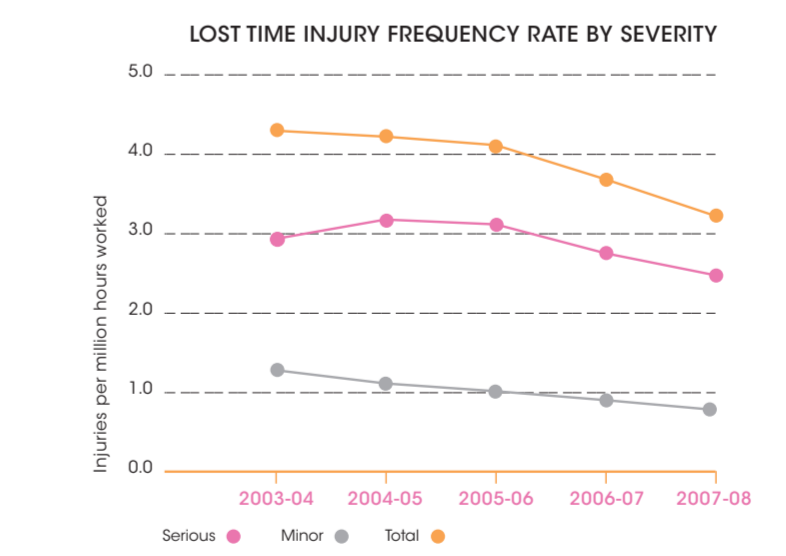
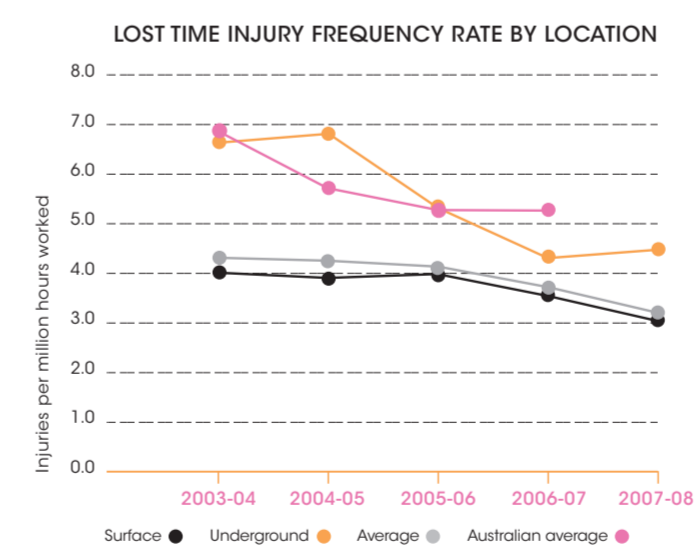
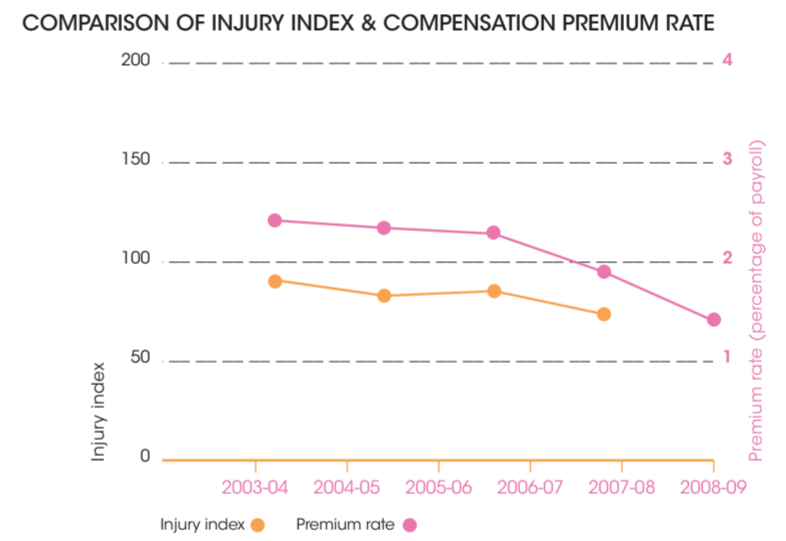
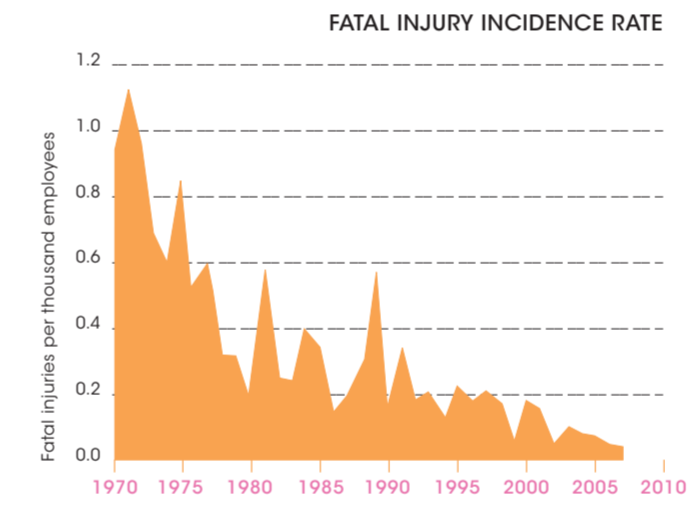
DISABLING INJURY FREQUENCY RATE
Number of disabling injuries per million hours worked

DURATION RATE
Average number of workdays lost per injury

INJURY INDEX
Number of workdays lost per million hours worked

METALLIFEROUS MINES
All mines other than coal mines are classed as metalliferous mines

NOC
Not otherwise classified



STATISTICAL SUMMARY

- There were two fatal accidents during 2007-08, with one underground at a nickel mine and the other on the surface at a gold mine.
- There were 435 LTIs during 2007-08, 25 less than the previous year (460 injuries in 2006-07).
- There was an average workforce of 66,183 employees in 2007-08, an increase of 9% over the previous year (60,861 employees in 2006-07).
- The overall LTI duration rate improved slightly by 1% during 2007-08, falling from 20.4 to 20.2.
- The overall LTIFR improved by 14% during 2007-08, falling from 3.7 to 3.2.
- The overall injury index improved by 13% during 2007-08, down from 75 to 65.
- Serious LTIs in the mining industry during 2007-08 totalled 331, which is 17 less than for 2006-07.
- The overall serious LTIFR improved by 11% during 2007-08, falling from 2.8 to 2.5.
- The iron ore sector LTIFR improved by 10% during 2007-08, falling from 2.0 to 1.8.
- The bauxite and alumina sector LTIFR improved by 7% during 2007-08, falling from 4.1 to 3.8.
- The gold sector LTIFR improved by 26% during 2007-08, falling from 4.3 to 3.2.
- There were 731 DIs during 2007-08, 26 more than the previous year (705 injuries in 2006-07).
- The overall DI frequency rate improved slightly by 2% during 2007-08, falling from 5.6 to 5.5.

SAFETY PERFORMANCE

IN THE WESTERN AUSTRALIAN MINERAL INDUSTRY 07-08