



## DMIRS APPROVALS PERFORMANCE REPORTING (Mining and Petroleum) – MARCH QUARTER 2023

DMIRS' mining and petroleum approval performance overall was positive during the March quarter, despite the high number of applications received during the quarter. Ninety four per cent of mineral exploration applications (Programme of Work applications) were finalised within 15 business days. The average total timeline to finalise a Programme of Work application is 20 business days (four weeks). This consists of DMIRS processing time (eight days), proponent time (seven days) and Other Agencies (four days). There was one day of parallel processing.

Fifty seven per cent of Native Vegetation Clearing Permits applications were finalised within the target timeline; a slight improvement from the previous quarter (53 per cent). However, Mining Proposal application performance was lower with 35 per cent finalised within 30 business days compared to 57 per cent in the previous quarter.

Mineral and petroleum tenure approval performance was positive in the March quarter with 96 per cent of prospecting and exploration licence applications finalised within 65 business days. Seventy six per cent of Mining Lease applications and 88 per cent of petroleum tenure applications were finalised within target timelines. The average total timeline to finalise an Exploration Licence application is currently 257 business days (approx. 12 months). *Native Title Act 1993* requirements represent the majority of this timeline (approx. nine months).

Target timeline information is provided in Appendix 1 on the last page of this report.

The DMIRS performance objective is to finalise 80 per cent of applications within the target timeline. Departmental performance is measured against a range of administrative and statutory targets. For example, the DMIRS target for finalising a mineral exploration "Programme of Work" application is 15 business days. Key approval targets are listed in the appendix of this report. The "speedo" dashboard graphic represents our performance against each approval type for the quarter. This report incorporates new information, reflecting industry feedback. There is more emphasis on total timeline information as this assists mineral and petroleum companies plan for exploration and development activities. The average total timeline is the time taken in the assessment process by DMIRS, the proponent and, where applicable, other government agencies. Other agency input may be required for complex applications, particularly if access is required to culturally important or environmentally sensitive areas.

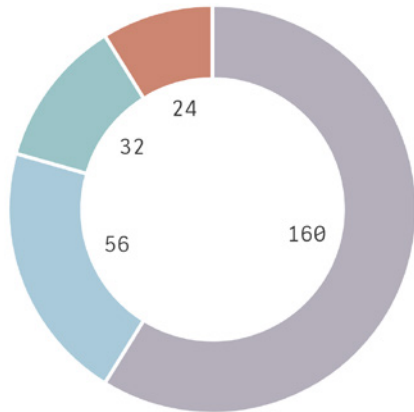
The segment titled "parallel processing" shows the number of overlap days where an application was on hold for both the proponent and another agency.

Most mineral and petroleum tenure applications are subject to the requirements of the Commonwealth *Native Title Act 1993*. These applications include a four-month notification period (around 80 business days) prescribed under S29 of the *Native Title Act 1993*. This period is included as part of the "Other agencies" component for mineral and petroleum tenure applications. The report provides detailed information about the number of received, finalised and open applications. This provides exploration and development activity trends over time and the number of open applications awaiting finalisation by the department.

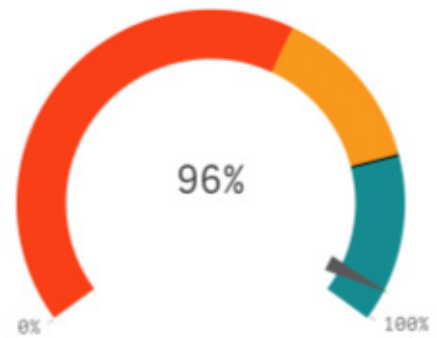
# Mining Act 1978 – Mineral tenure applications

## Prospecting Licence

Average **272** days total

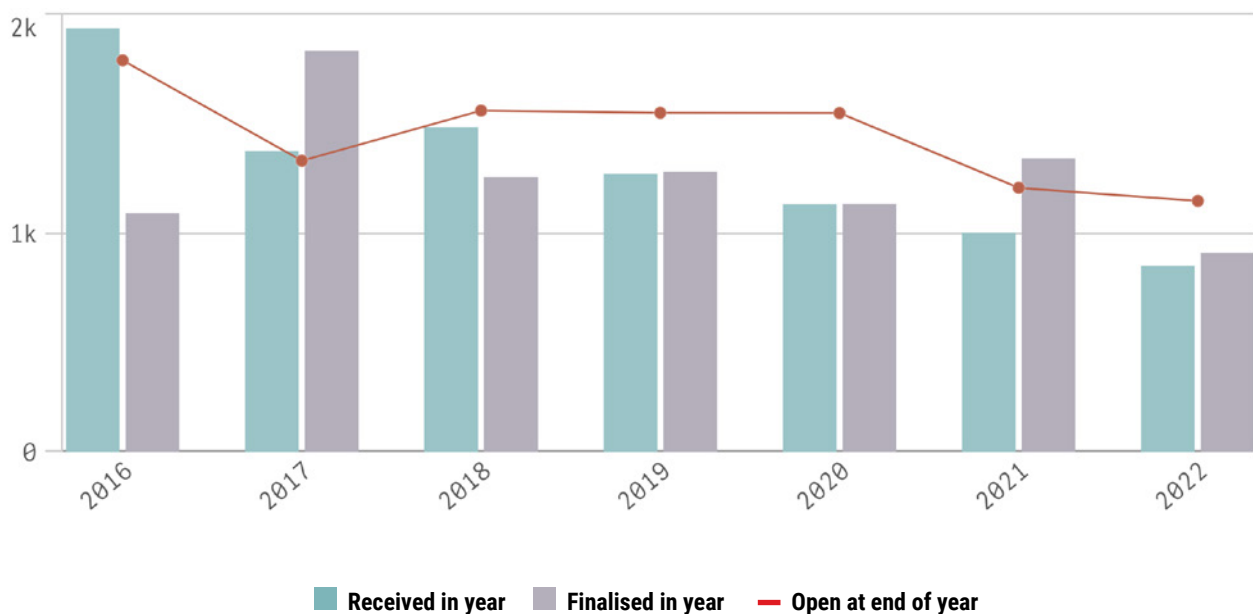


% Finalised within Target Timeline



DMIRS Proponent Other Agencies  
Parallel Processing

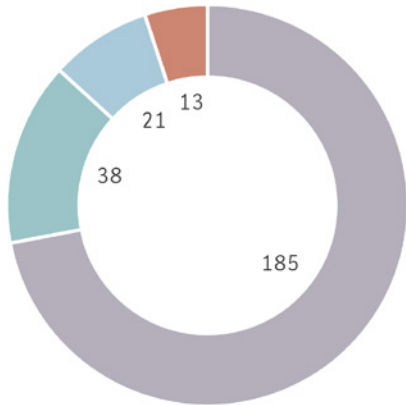
### Trends for Received, Finalised and Open Applications



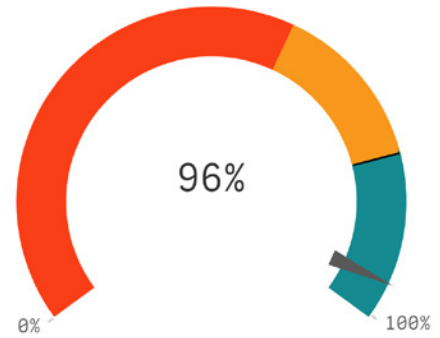
# Mining Act 1978 – Mineral tenure applications

## Exploration Licence

Average **257** days total

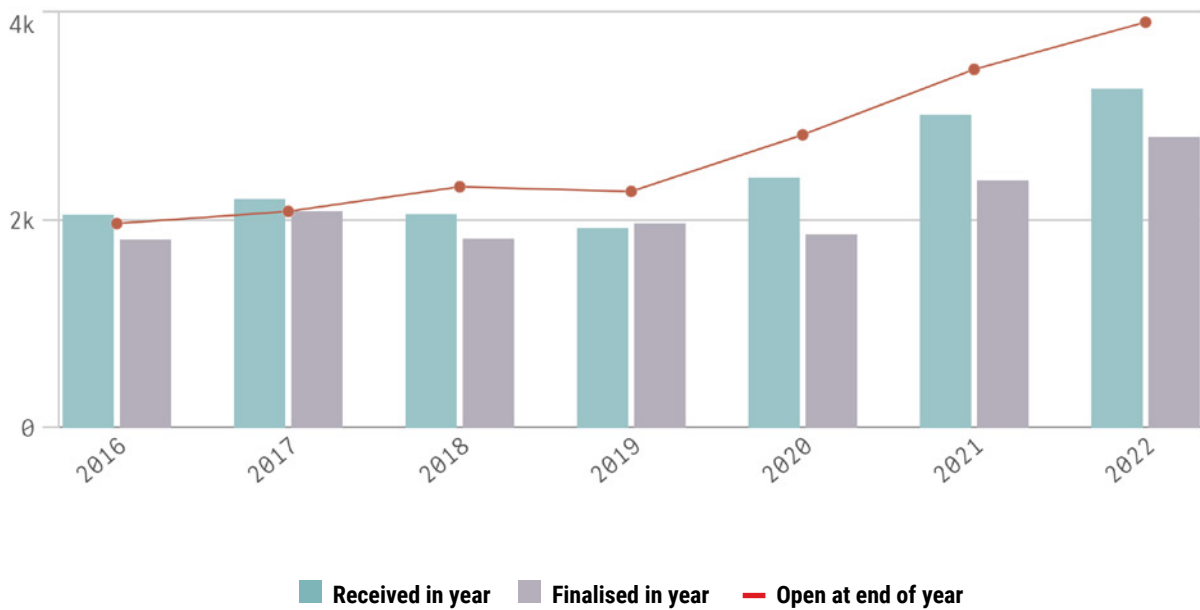


% Finalised within Target Timeline



- DMIRS
- Proponent
- Other Agencies
- Parallel Processing

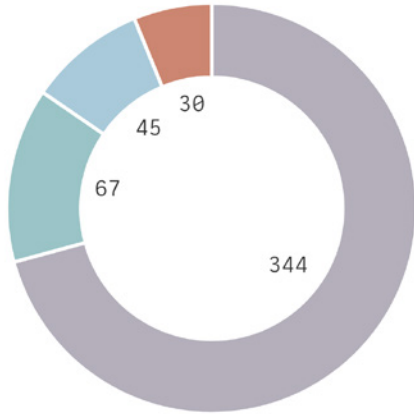
Trends for Received, Finalised and Open Applications



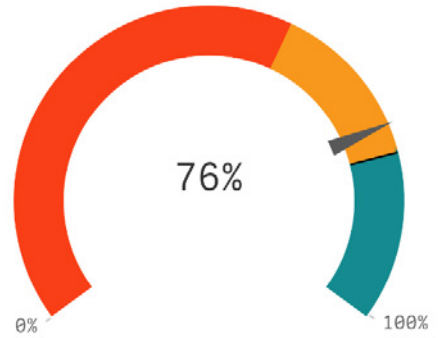
# Mining Act 1978 – Mineral tenure applications

## Mining Lease

Average **486** days total



% Finalised within Target Timeline



- DMIRS
- Proponent
- Other Agencies
- Parallel Processing

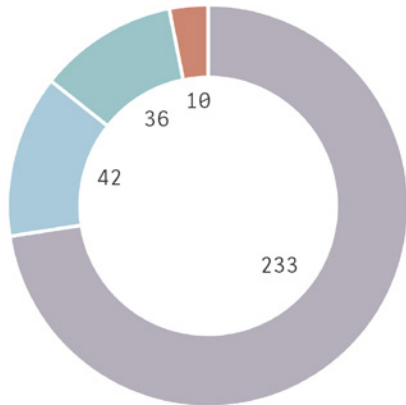
### Trends for Received, Finalised and Open Applications



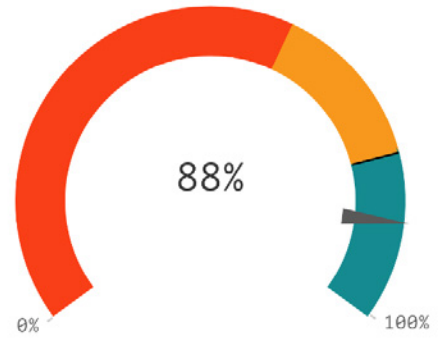
# Mining Act 1978 – Mineral tenure applications

## Miscellaneous Licence and other tenure

Average **321** days total

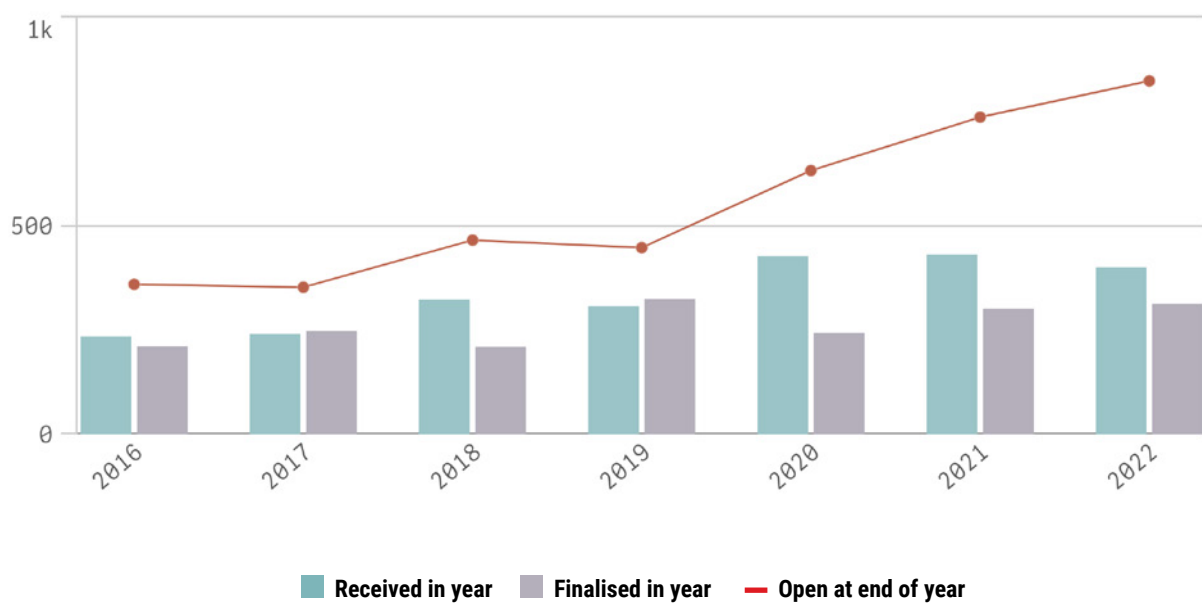


% Finalised within Target Timeline



- DMIRS
- Proponent
- Other Agencies
- Parallel Processing

### Trends for Received, Finalised and Open Applications



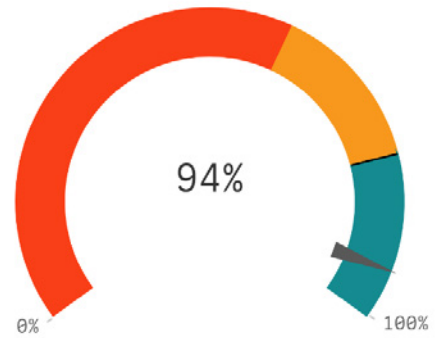
# Mining Act 1978 – Environmental applications

## Programme of Work

Average 20 days total

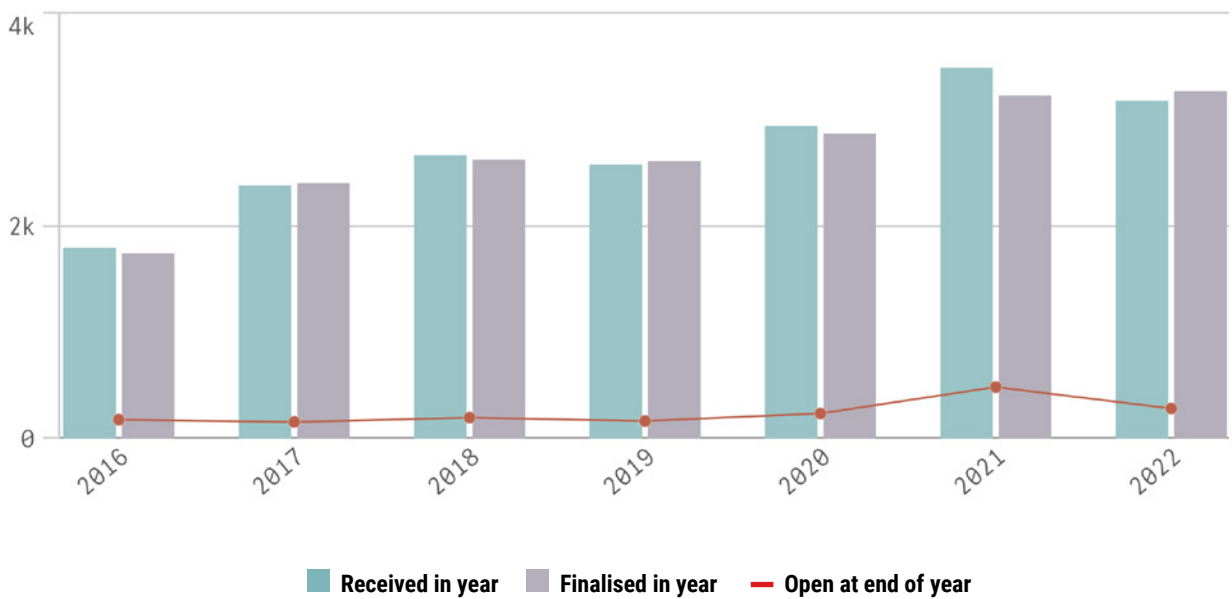


% Finalised within target timeline



- DMIRS
- Proponent
- Other Agencies
- Parallel Processing

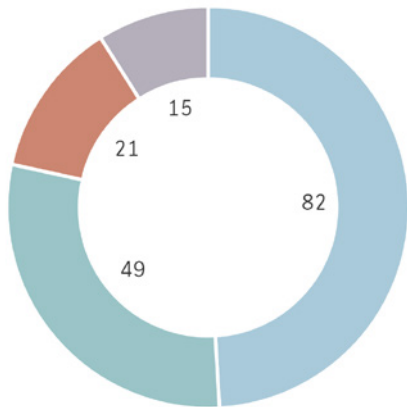
### Trends for Received, Finalised and Open Applications



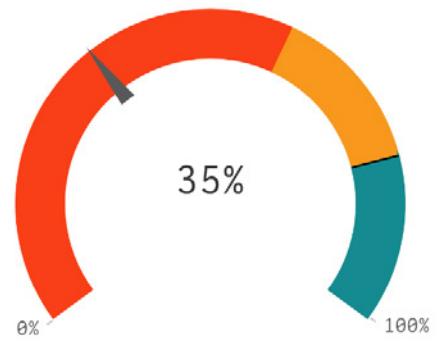
# Mining Act 1978 – Environmental applications

## Mining Proposal

Average **167** days total

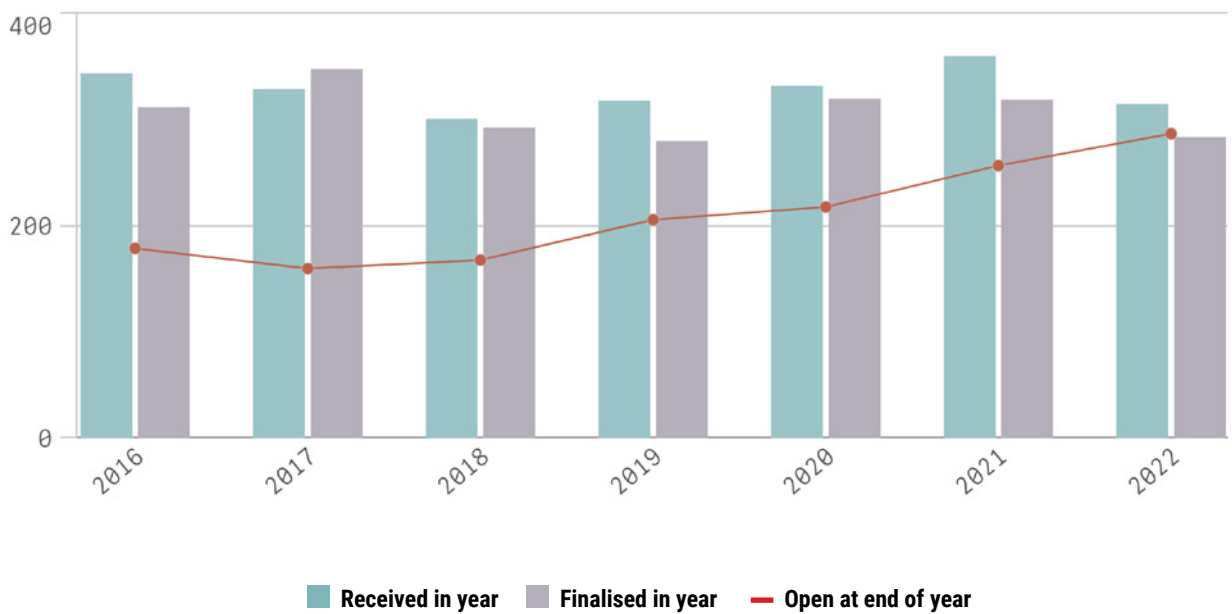


% Finalised within target timeline



- DMIRS
- Proponent
- Other Agencies
- Parallel Processing

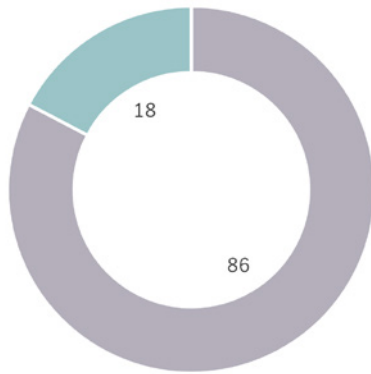
Trends for Received, Finalised and Open Applications



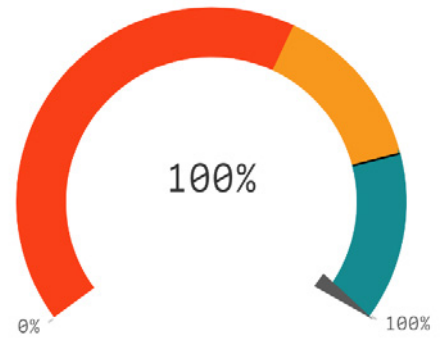
# Work Health and Safety (Mines) Regulations 2022

## Radiation Management Plans

Average **104** days total

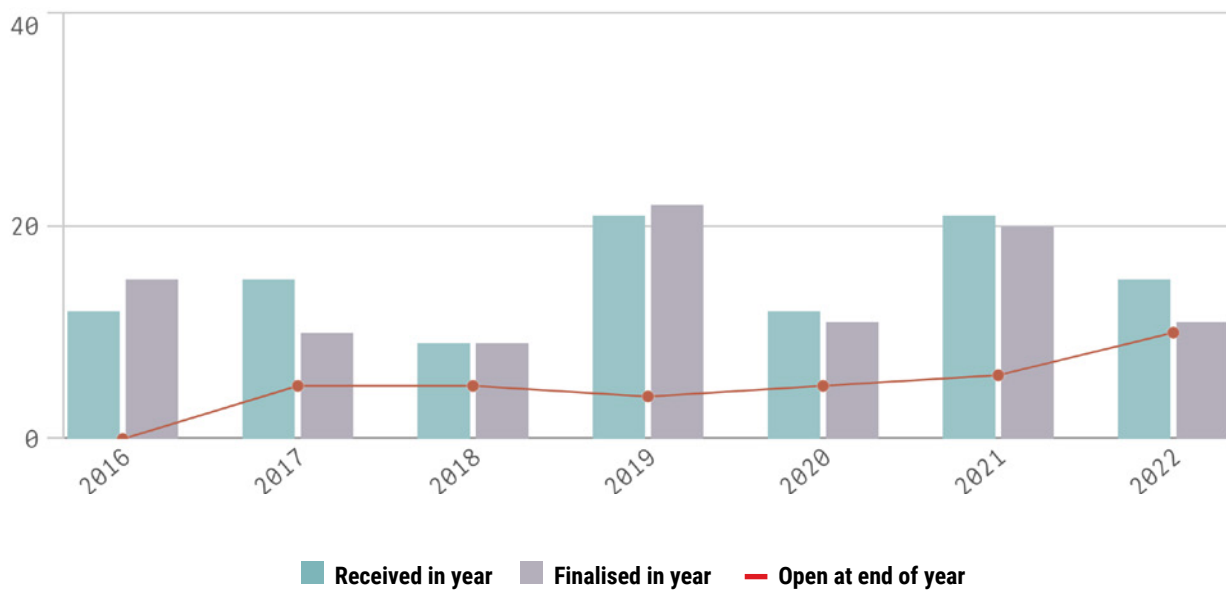


% Finalised within Target Timeline



- DMIRS
- Proponent
- Other Agencies
- Parallel Processing

Trends for Received, Finalised and Open Applications

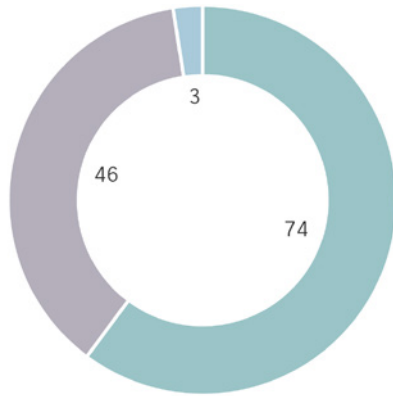




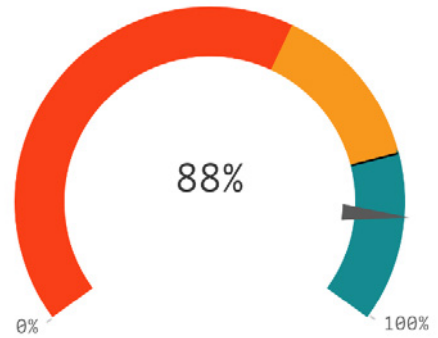
# WA Petroleum Legislation

## Petroleum Tenure

Average **123** days total



% Finalised within Target Timeline



- DMIRS
- Proponent
- Other Agencies
- Parallel Processing

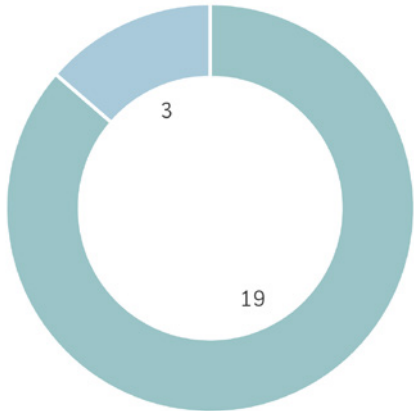
### Trends for Received, Finalised and Open Applications



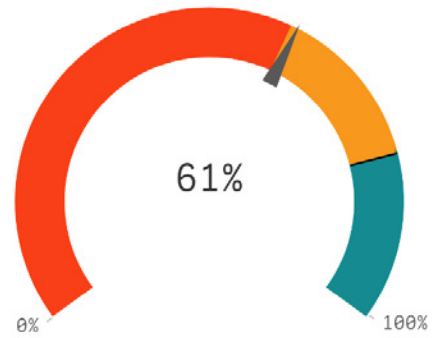
# WA Petroleum Legislation

## Petroleum Environment Plans

Average **22** days total

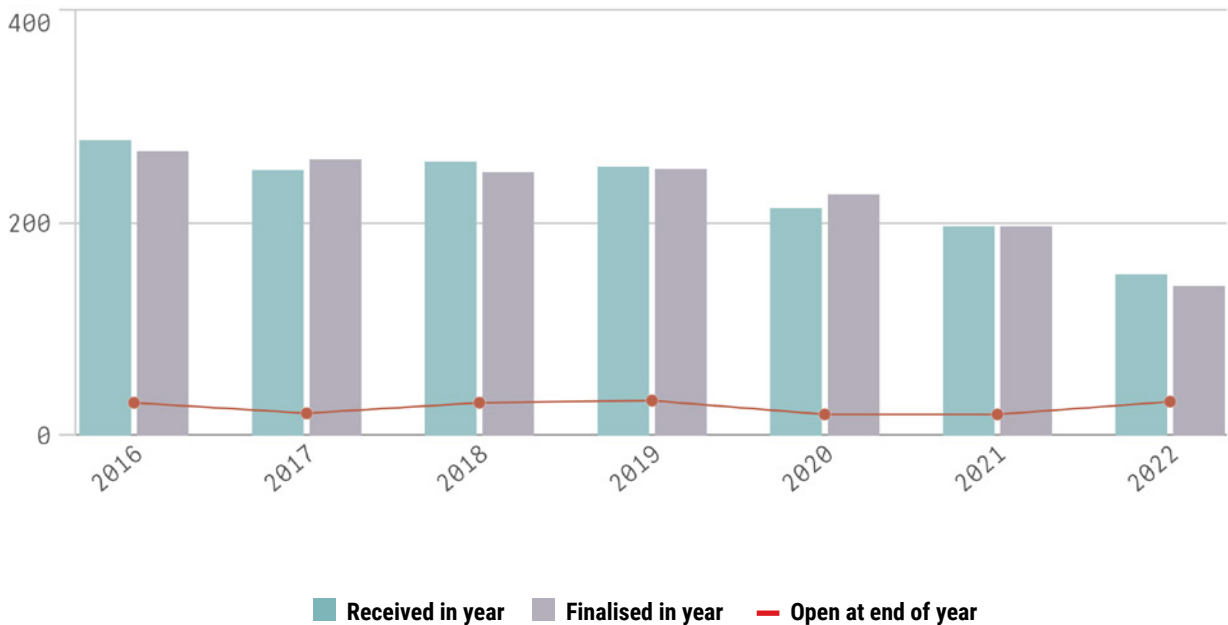


% Finalised within Target Timeline



- DMIRS
- Proponent
- Other Agencies
- Parallel Processing

Trends for Received, Finalised and Open Applications

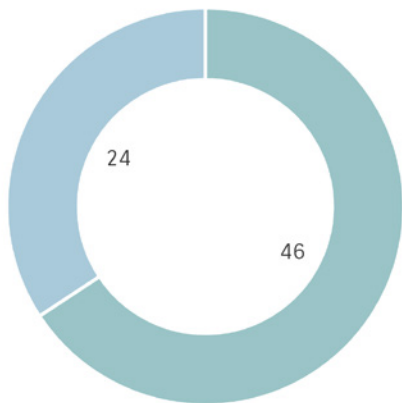


# WA Environmental Protection Act 1986 –

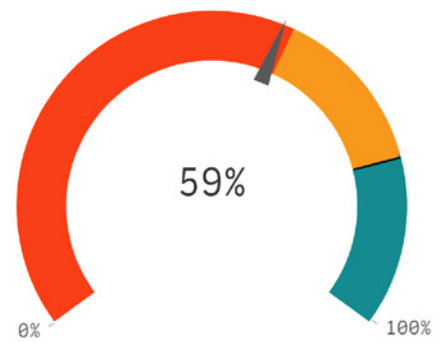
## Native vegetation clearing permits –

### By delegation from the Department of Water and Environmental Regulation

Average 70 days total

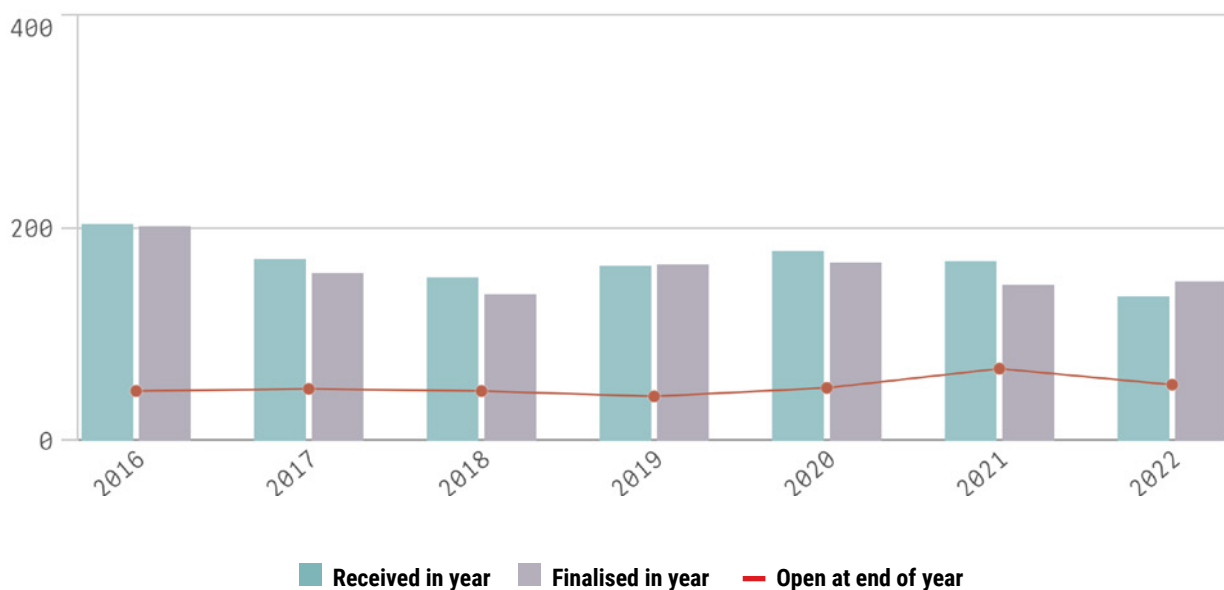


% Finalised within Target Timeline



- DMIRS
- Proponent
- Other Agencies
- Parallel Processing

Trends for Received, Finalised and Open Applications



## Appendix – DMIRS target timeline information

Key approval processes	Target timeline (business days)
Mining Tenure	65
Petroleum Tenure	120
Petroleum Environment Plan	21
Mining Proposal	30
Programme of Works	15
Radiation Management Plan	30
Native Vegetation Clearing Permit	43

Note: Petroleum Environment Plans have a statutory target of 30 calendar days (21 business days).

The DMIRS native vegetation clearing permit target is to finalise 80 per cent of applications within 60 calendar days (43 business days).